



The Fly Fishers' Club of Tasmania Inc. Launceston, Tasmania

Welcome to the Little Pine project general site induction

The club is looking forward to working co-operatively together during our time on this project. Your health, safety and wellbeing and that of others working on this project is our priority.

Risks of injury are minimised or eliminated when you take responsibility

FFCTas Obligations

Under the Workplace Health and Safety Act 1995, The Fly Fishers Club of Tasmania Inc (FFCTas) has a number of specific obligations to comply with, these are:

- Providing a safe working environment.
- Providing a safe system of work.
- Ensure plant & substances used are in a suitable condition and fit for purpose.
- Provide instruction / training and supervision.

Volunteers Duty of Care

A duty of care is a legal responsibility. The general duty of care provisions in the [Workplace Health and Safety Act 1995](#) are limited by '*reasonable practicability*'. Practicable means it must be possible or capable of being done safely. To carry out a duty as far as is reasonably practicable means the degree of risk in a particular activity or environment can be balanced against measures taken to control it.

All persons on site have specific obligations to comply with, these are:

- Taking reasonable care for their own health and safety and the health and safety of others whilst on-site,







And

- Comply with any direction given to them from the organisation's nominated responsible officer with respect for any matter relating to Occupational Health and Safety

Behaviour Standard: Expected Behaviours

- Work safely and do not endanger yourself or others
- Receive and follow instructions with the intentions that they are given
- Take personal responsibility for your actions
- Take pride in your work
- Be constructive and positive in group discussions
- Co-operate with others to achieve team goals and contribute to the project.
- Have fun!

PPE

- GLOVES
 -  Always use leather gloves to protect your hands.
 -  Loose gloves catch on objects and lessen handling ability.
 -  Tight gloves cause hand fatigue and wear out quickly.
 -  Ensure you use the correct gloves for the task you are doing. eg rigging gloves.
 -  Gloves reduce the severity of hand injuries.
- EYE PROTECTION
 -  Minimum standard on site is approved safety glasses with side protection.



The Secretary
The Fly Fishers' Club of Tasmania Inc.
PO Box 460
Launceston
Tasmania 7250

Email: secretary@flyfisherscluboftasmania.org.au



The Fly Fishers' Club of Tasmania Inc. Launceston, Tasmania

Housekeeping:

All personnel are responsible for housekeeping by;

- Keeping site tidy.
- Placing unwanted rubbish in bins.
- Keep electrical cords off the ground and out of the way.
- Don't store heavy objects at height.

Horse Play:

Horseplay and/or practical joking may result in an injury or illness and is not acceptable at any time on the construction site.

Examples of unacceptable behaviour or acts:

- Fighting or wrestling in fun or earnest.
- Throwing building materials or any other articles at others.
- Misuse of any equipment.
- Practical jokes on colleagues.
- Tampering with other works tool and/or equipment including PPE.

Hazards and Risk:

A Hazard is:

- A situation or event with the potential to cause harm, injury or loss.

A Risk is:

- The chance or likelihood of a hazard causing harm combined with the severity or impact of that hazard.

Typical Hazards:

- Dust (foreign bodies/objects)
- Working at Height
- Mobile Plant & Equipment
- Hand Tools
- Manual Handling
- Slippery Surfaces
- Rigging and Lifting (Heavy Lifts)
- Inclement Weather (Rain and Strong Winds)
- Electricity and other energy sources (compressed air, etc...)

Manual Handling:

Manual handling is lifting, pushing, pulling, moving or stretching your body in anyway against or towards a planed lift or object movement

All manual handling activities require a risk assessment before commencing the activity.

Working at heights:

- Where a person's workplace presents the potential to fall, a handrail or barrier is required to be in place. If this is not practical then:
 - A scaffold complete with handrail, mid-rail, kickboard and safe access must be provided; or
 - A method of fall prevention will be provided to restrain or prevent persons from falling i.e. full safety harness complete with lanyard, secure anchor point/s, static line or inertia reel style lanyard.
- Nothing in the regulation prevents the use of additional or combination of fall prevention equipment as required.



The Secretary
The Fly Fishers' Club of Tasmania Inc.
PO Box 460
Launceston
Tasmania 7250

Email: secretary@flyfisherscluboftasmania.org.au



The Fly Fishers' Club of Tasmania Inc. Launceston, Tasmania

Ladders

Portable ladders are to be used for access and egress for minor work and only by authorised persons, as assigned by the nominated responsible officer on the construction site.

- Select the correct ladder for the job and check its condition.
- 4 in 1 rule applies.
- Tied off and braced securely.
- Placed on solid grounding, even surface and used in suitable weather conditions.
- Extends 1m past an exit point.
- Maintain 3 points of contact.
- For a step ladder, don't stand higher than 3rd rung from top.

Tools and portable equipment

Must be:

- In good working condition – tagged and tested to AS/NZS 3760 within the last 3 months.
- Used with Residual Current Device (RCD) protection.
- Protected – from damage and theft and inspected before used.
- Extension leads must be heavy duty, kept above head height (where possible), tagged and tested to AS/NZS 3760 within the last 3 months and be no longer than 30m.
- Leads must not be piggy backed, joined or used with double adaptors.
- Ensure all guarding is in place for the tool or equipment being used.

Angle Grinders (4" models only)

BEFORE USE ALWAYS:

- Check guards are in place and not damaged
- Ensure electrical lead is not damaged
- Ensure disc is fitted correctly and not damaged
- Ensure correct disc is fitted for task being completed (cutting/grinding)
- Ensure the handle is fitted to provide two handed control of the machine.
- Assess direction of sparks and ensure safety of yourself and others
- Ensure machine is clean and dry

- Safety glasses with full face shield must be worn (double eye protection)
- IMMEDIATELY report any damaged equipment to the nominated responsible officer and remove from service.

Remember, the project is to build the new shack for the benefit of the club and community now, and well into the future.

Please enjoy this opportunity to work with fellow club members in achieving our goals. We expect that the friendships cemented within the working groups during this vital project will bode well for the future of our club.

Most of all.....

Have fun...



The Secretary
The Fly Fishers' Club of Tasmania Inc.
PO Box 460
Launceston
Tasmania 7250

Email: secretary@flyfisherscluboftasmania.org.au